Development of a new beam position detectors for NA61/SHINE experiment

M. Urbaniak[1], S. Kowalski[1], S.Puławski[1], Y.Balkowa[1], A. Makhnev[2,3], F. Guber[2,3], D. Serebryakov[3]

[1]Institute of Physics, University of Silesia, Chorzów, Poland [2]Institute for Nuclear Research RAS, Moscow, Russia [3]Moscow Institute of Physics and Technology, Dolgoprudny, Moscow Region, Russia

National Science Center, Poland
grant # 2018/31/G/ST2/03910

NA61/SHINE is a fixed-target experiment located at CERN Super Proton Synchrotron (SPS)[1]
The open charm measurements require upgrades of the NA61/SHINE detector system.

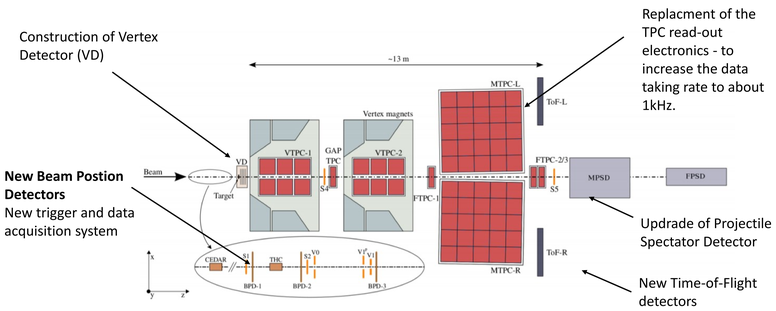

Scintillating fiber detector

- It consist of two ribbons arranged perpendicular to each other, to describe position in XY plane.
- Each ribbon is made of two layers of scintillating fibers (BCF-60)[2].
- Layers are shifted relative to each other by 125 µm.
- End of every ribbon is connected with phto-multiplier (multianode photomultiplier H9500)[3].

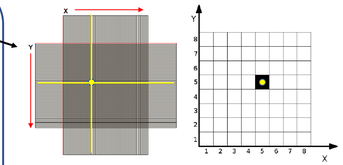

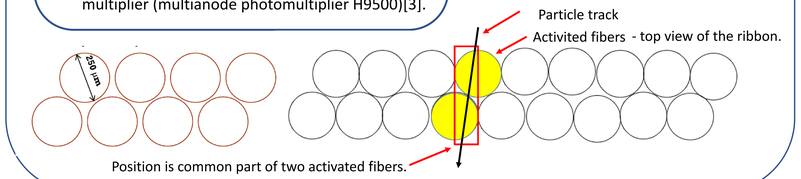

Silicon strip detector

Single-sided SSD for high energy particle position detection:

- Hamamatsu S13804[3]
- 1024 strips (channels)
- Strip width - 80 µm
- high radiation hardness
- only the 200 inner ones are planned to be use
- for each BPD a 6-way vacum fitting will be used

Dimensional outline in µm.

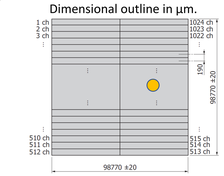

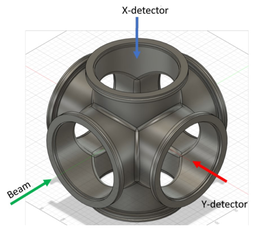

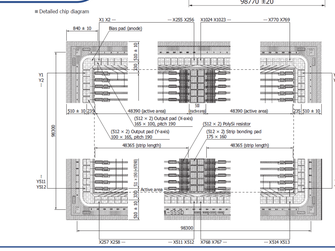

An array of beam detectors provide:

- timing reference,
- charge measurement,
- position measurement of the incoming beam particles,
- are part of the trigger system.

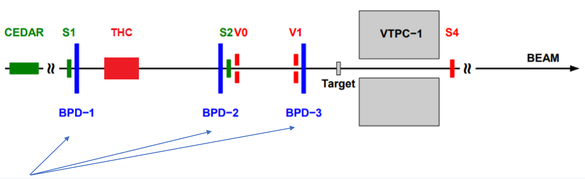

Beam postion detectors - replacement with a new one is caused by:

- need to increase the detection efficiency for beams with high Z,
- the requirements of the new fast TDAQ system.

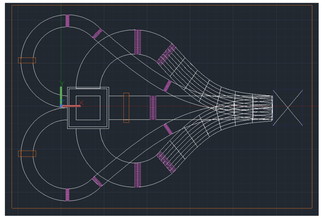

- The **grouping of fibers** method is implemented. This allow to reduce number of channels.

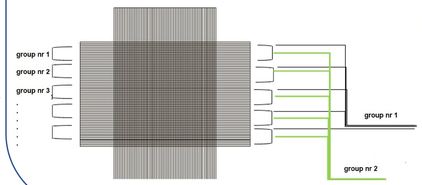



Seal ring Flange cap Aluminium backplate Detecor





Mechanical design



Electronics design

- A discrete amplifier with off-the-shelf components was been designed and manufactured
- Amplifier has been fitted with scale-changing circuitry to operate at both heavy ion beams and proton beams

New Beam Position detector (BPD) must meet several requirements:

- should work efficiently with proton and lead beams with beam intensity on the level of 100 kHz,
- the detector's material on the beamline should be minimized,
- should be able to determine the position in XY plane of each beam particle with maximum possible accuracy,
- should operate in vacum.

Two types of detectors have been manufactured and are currently being tested:

- **scintillating fibers detector**
- **single-sided silicon strip detector (SSD)**

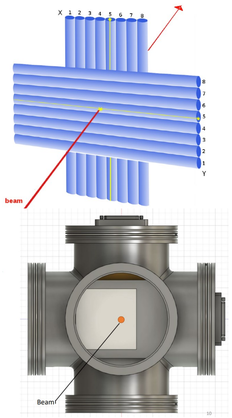

Simulations:

Amount of light at the end of the fiber after the passage of protons and lead nuclei

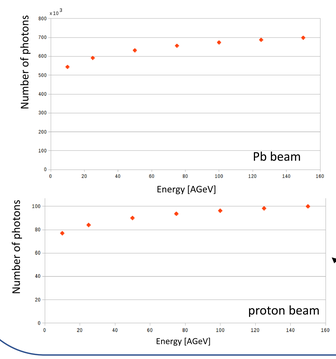

Cross-talk beetewen fibers

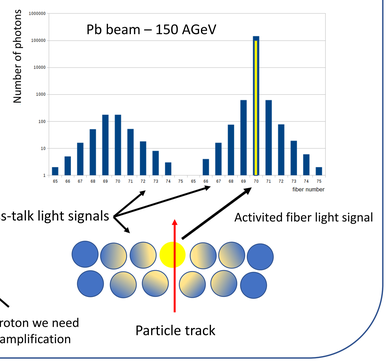

Summary:

- Two types of detectors have been manufactured and are currently being tested.
  - **Scintillating fiber detector**
  - **Si strip detector**
- A new electronics was been designed and manufactured for Si strip detector.
- Estimated spacial resolution is in on the level of 100 µm.

References:

[1] Abgrall N et al. (NA61/SHINE Collaboration) 2014 JINST 9 P06005 (Preprint physics.ins-det/14014699)
[2] URL https://www.crystals.saint-gobain.com/products/organic-scintillation-materials
[3] URL https://www.hamamatsu.com/eu/en/product/type/S13804/index.html

marta.urbaniak@us.edu.pl